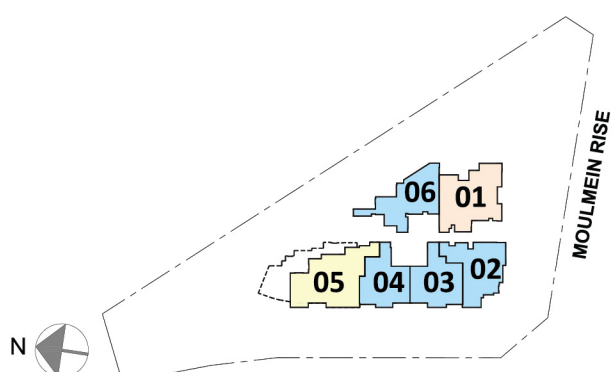


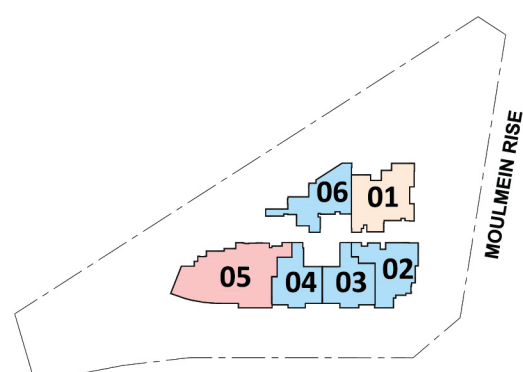
UNIT DISTRIBUTION CHART

UNIT/STOREY	06	05	04	03	02	01
	ROOF					
17TH	A3 60 sqm	D 121 sqm	A1 51 sqm	A2 53 sqm	A4 61 sqm	B 76 sqm
16TH	A3 60 sqm	D 121 sqm	A1 51 sqm	A2 53 sqm	A4 61 sqm	B 76 sqm
15TH				A2 53 sqm	E1 111 sqm	E2 111 sqm
14TH	SKY TERRACES					
13TH	A3 60 sqm	D 121 sqm	A1 51 sqm	A2 53 sqm	A4 61 sqm	B 76 sqm
12TH	A3 60 sqm	D 121 sqm	A1 51 sqm	A2 53 sqm	A4 61 sqm	B 76 sqm
11TH	A3 60 sqm	D 121 sqm	A1 51 sqm	A2 53 sqm	A4 61 sqm	B 76 sqm
10TH	A3 60 sqm	D 121 sqm	A1 51 sqm	A2 53 sqm	A4 61 sqm	B 76 sqm
9TH	A3 60 sqm	D 121 sqm	A1 51 sqm	A2 53 sqm	A4 61 sqm	B 76 sqm
8TH	A3 60 sqm	D 121 sqm	A1 51 sqm	A2 53 sqm	A4 61 sqm	B 76 sqm
7TH	A3 60 sqm	D 121 sqm	A1 51 sqm	A2 53 sqm	A4 61 sqm	B 76 sqm
6TH	A3 60 sqm	C 80 sqm	A1 51 sqm	A2 53 sqm	A4 61 sqm	B 76 sqm
5TH	A3 60 sqm	C 80 sqm	A1 51 sqm	A2 53 sqm	A4 61 sqm	B 76 sqm
4TH	A3 60 sqm	C 80 sqm	A1 51 sqm	A2 53 sqm	A4 61 sqm	B 76 sqm
3RD	A3 60 sqm	C 80 sqm	A1 51 sqm	A2 53 sqm	A4 61 sqm	B 76 sqm
2ND	A3 60 sqm	C 80 sqm	A1 51 sqm	A2 53 sqm	A4a 61 sqm	Ba 76 sqm
1ST (UPPER)	COMMUNAL FACILITIES					
1ST (LOWER)	ARRIVAL COURT/MAIN ACCESS					
BASEMENT 1	CAR PARK					
BASEMENT 2	CAR PARK					

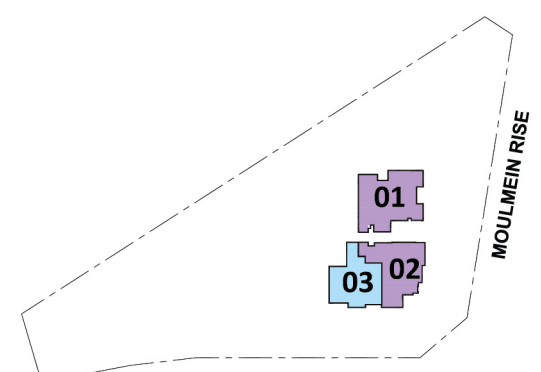
- 2 BEDROOM
- 3 BEDROOM (DUAL KEY)
- 4 BEDROOM + UTILITY
- 3 BEDROOM
- 4 BEDROOM (DUPLEX)
- SKY TERRACES/ COMMUNAL FACILITIES



2ND TO 6TH STOREY PLAN



7TH TO 17TH STOREY PLAN
(EXCEPT FOR 14TH & 15TH STOREY)



14TH STOREY PLAN